

Scaled data based on original data using  
LM-79-08 Approved Method: Electrical and Photometric Measurements of Solid-  
State Lighting Products

Test Report Prepared for  
Cooper Lighting Solutions  
(formerly Eaton)

Brand: McGRAW-EDISON

Report Number: P385899

Luminaire Tested: **GWC-SA1C-727-U-T4FT**

Issue Date: 3/3/2020

**Test Information**

Test Method: LM-79-08  
Report Number: P385899  
TEST IS SCALED FROM IESNA LM-79-08 TEST DATA (G2-1903-205-16)  
Test Lab: INNOVATION CENTER  
Issue Date: 3/3/2020  
Manufacturer: COOPER LIGHTING SOLUTIONS (FORMERLY EATON)  
Product Line: MCGRAW-EDISON  
Catalog Number: GWC-SA1C-727-U-T4FT  
Description: GALLEON WALL LUMINAIRE  
(1) 70 CRI, 2700K, 1050mA LIGHTSQUARE WITH 16 LEDS AND TYPE IV FORWARD  
THROW OPTICS  
Light Source: -  
Ballast/Driver: ELECTRONIC DRIVER

**Summary**

Lumens per Lamp: N/A  
Luminaire Lumens: 6355 lumens  
Efficiency: N/A  
Efficacy: 107.7 lumens/watt  
Luminous Opening: Rectangular (W 0.5' x L: 0.5' x H: 0')  
IES Classification: Type IV - Short  
BUG Rating: B1 - U0 - G2

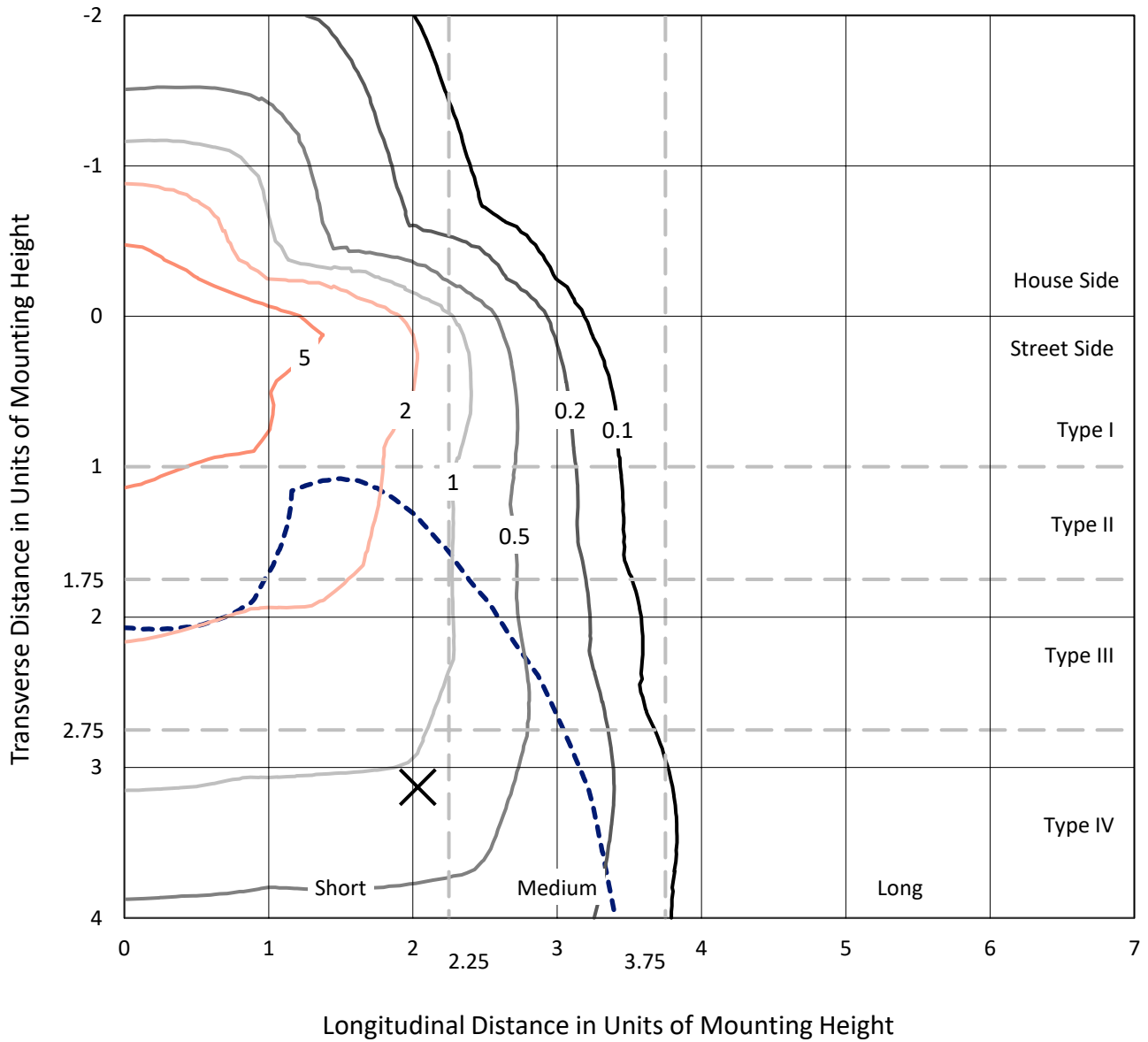
Input Watts (W): 59  
Input Voltage (V): NR  
Input Current (A<sub>in</sub>): NR  
Voltage Rise (V): NR  
Power Factor: NR  
Total Harmonic Distortion (THDi): NR  
Frequency (hertz): 60  
Stabilization Time: NR  
Operation Time: NR  
Ambient Temperature (°C): NR  
Test Distance: 24 FT



REPORT NUMBER: P385899  
 CATALOG NUMBER: GWC-SA1C-727-U-T4FT

### Iso-Footcandle Lines of Horizontal Illumination

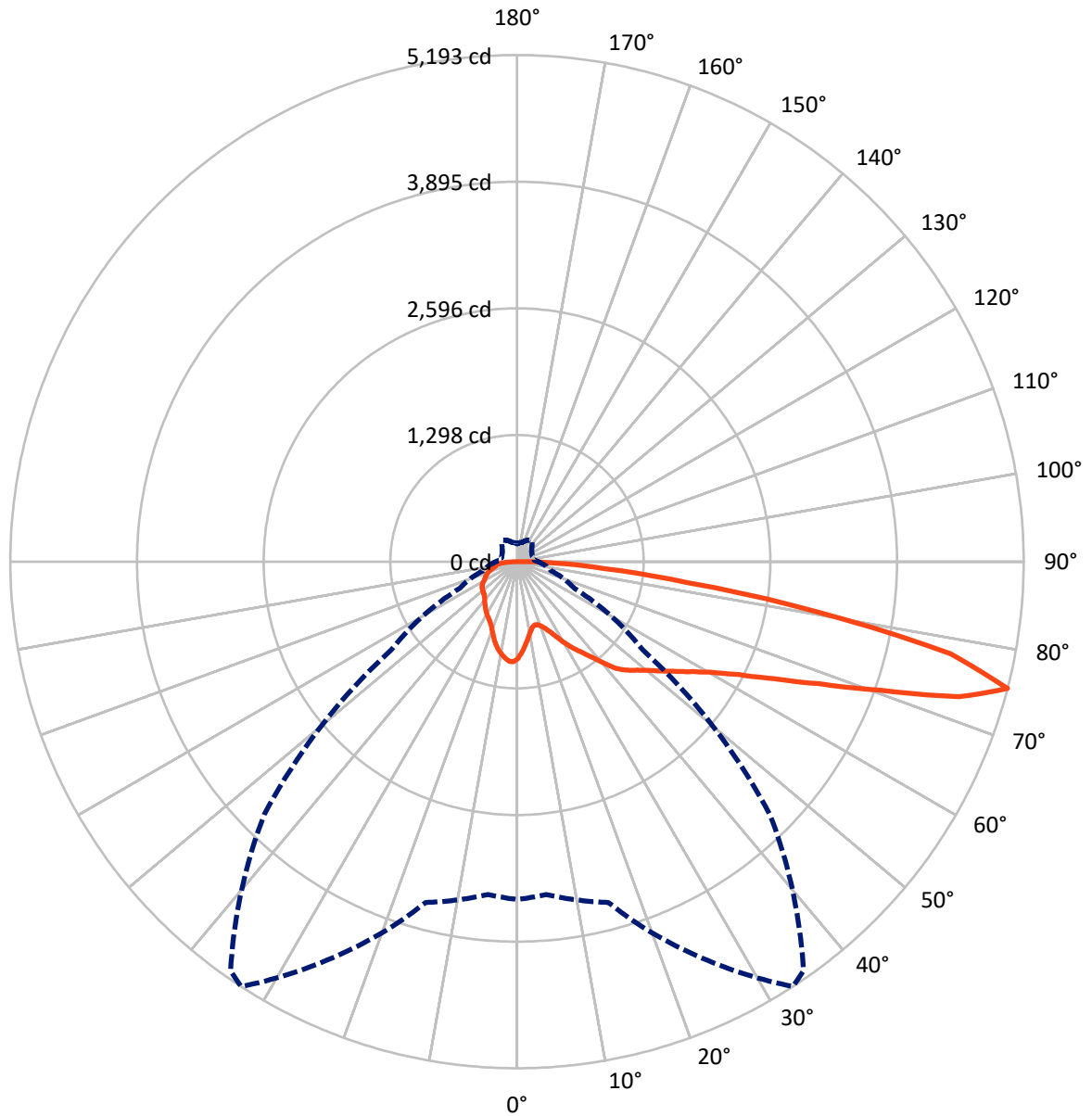
✕ Max cd  
 - - - 1/2 Max cd



Based on 10 foot mounting height. Maximum calculated value = 9.9 fc  
 Type IV - Short - N/A

REPORT NUMBER: P385899  
CATALOG NUMBER: GWC-SA1C-727-U-T4FT

### Luminous Intensity Polar Plot



— Vertical Plane Through 33-Deg Lateral    - - - Horizontal Cone Through 75-Deg Vertical

REPORT NUMBER: P385899

CATALOG NUMBER: GWC-SA1C-727-U-T4FT

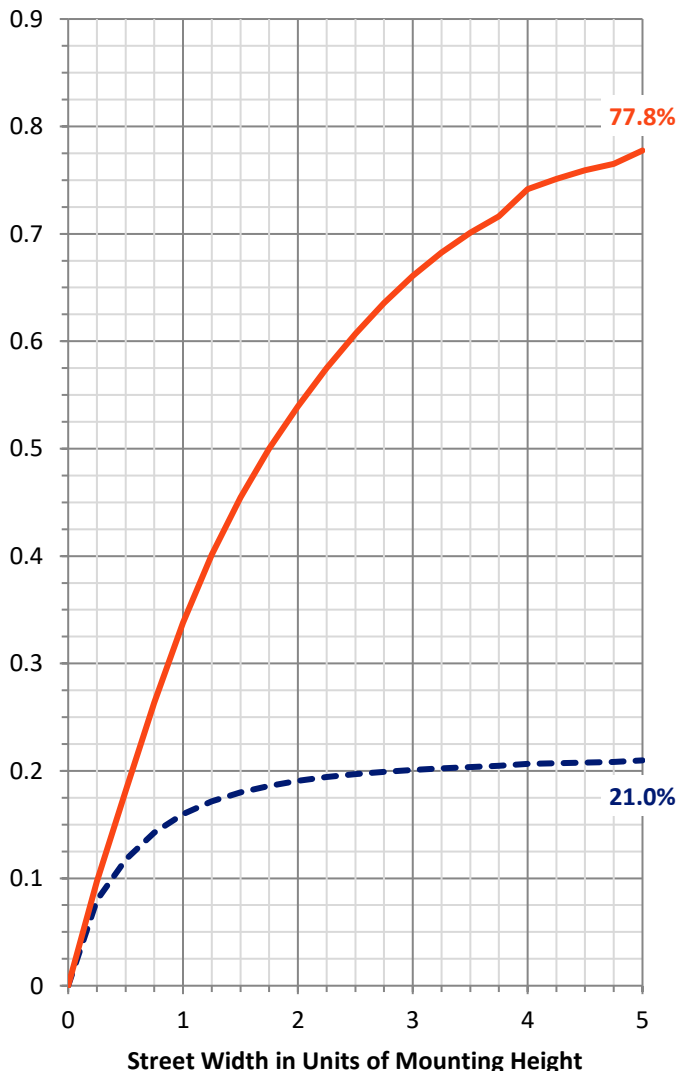
**FLUX DISTRIBUTION:**

		Downward	Upward	Total
<b>House Side</b>	Lumens	1364.6	0.0	1364.6
	% Fixture	21.5	0.0	21.5
<b>Street Side</b>	Lumens	4990.4	0.0	4990.4
	% Fixture	78.5	0.0	78.5
<b>Total</b>	Lumens	6355.0	0.0	6355.0
	% Fixture	100.0	0.0	100.0

**ZONAL LUMENS:**

Zone	Lumens	% Fixture
0°-10°	89.8	1.4
10°-20°	243.3	3.8
20°-30°	397.4	6.3
30°-40°	591.8	9.3
40°-50°	848.7	13.4
50°-60°	1165.2	18.3
60°-70°	1458.8	23.0
70°-80°	1319.7	20.8
80°-90°	240.4	3.8
90°-100°	0.0	0.0
100°-110°	0.0	0.0
110°-120°	0.0	0.0
120°-130°	0.0	0.0
130°-140°	0.0	0.0
140°-150°	0.0	0.0
150°-160°	0.0	0.0
160°-170°	0.0	0.0
170°-180°	0.0	0.0
0°-90°	6355.0	100.0
0°-180°	6355.0	100.0

**Coefficient of Utilization**



REPORT NUMBER: P385899

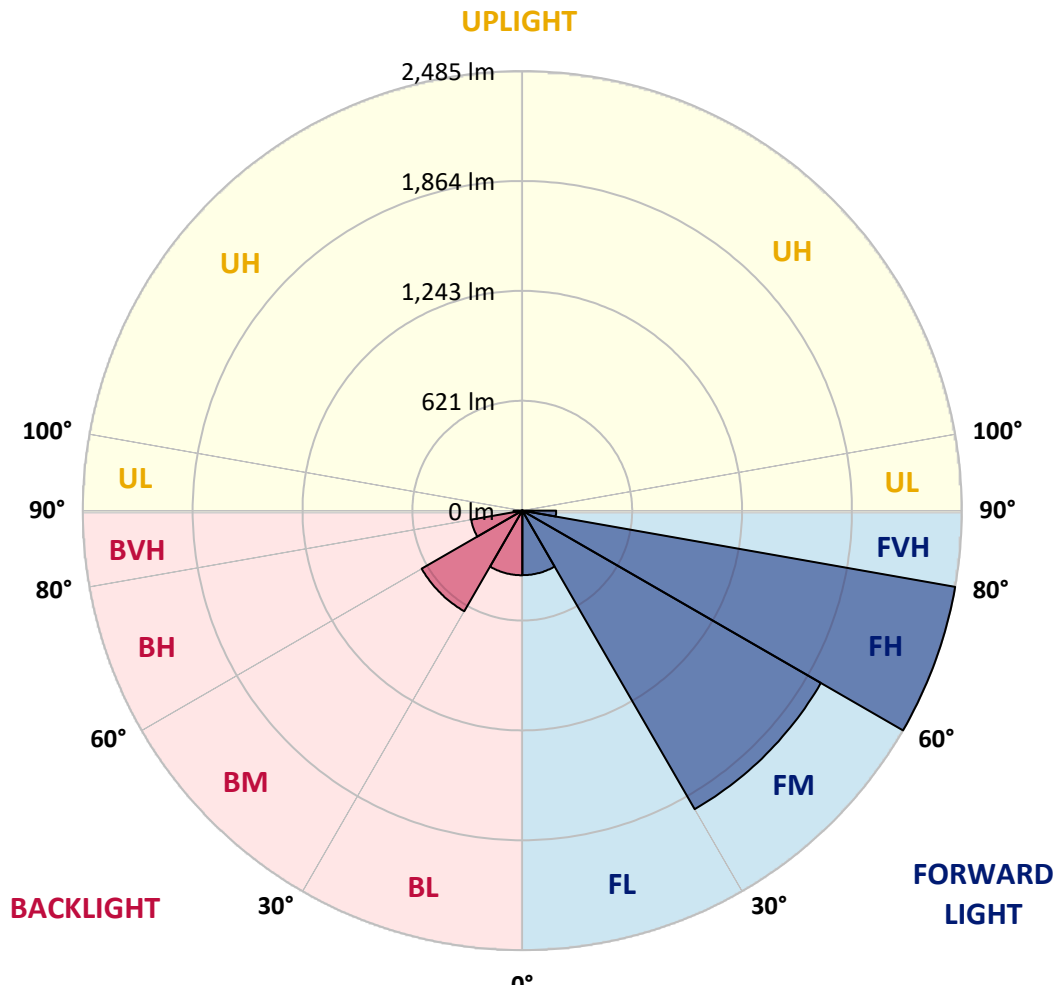
CATALOG NUMBER: GWC-SA1C-727-U-T4FT

**LUMINAIRE CLASSIFICATION SYSTEM LUMEN TABLE AND BUG RATING:**

Zone	Lumens	% Fixture	Zone Rating/Lumen Limit		
			B	U	G
FL (0°-30°)	365.0	5.7			
FM (30°-60°)	1948.9	30.7			
FH (60°-80°)	2485.0	39.1			G2/5000
FVH (80°-90°)	191.4	3.0			G2/225
BL (0°-30°)	365.5	5.8	B1/500		
BM (30°-60°)	656.7	10.3	B1/1000		
BH (60°-80°)	293.4	4.6	B1/500		G1/500
BVH (80°-90°)	48.9	0.8			G1/100
UL (90°-100°)	0.0	0.0		U0/0	
UH (100°-180°)	0.0	0.0		U0/0	

**BUG Rating: B1-U0-G2**

Type IV Short





REPORT NUMBER: P385899  
 CATALOG NUMBER: GWC-SA1C-727-U-T4FT

**CANDELA DISTRIBUTION (FULL):**

	0°	5°	15°	25°	33°	35°	45°	55°	65°	75°	85°
0°	993.3	993.3	993.3	993.3	993.3	993.3	993.3	993.3	993.3	993.3	993.3
2.5°	922.4	918.9	925.5	926.4	932.1	934.3	942.2	954.5	964.6	976.2	986.7
5°	838.8	836.4	845.6	852.2	864.7	870.0	888.6	914.7	938.0	964.3	988.3
7.5°	759.3	758.0	768.3	783.2	797.7	805.0	837.2	875.2	914.1	956.7	993.3
10°	692.4	691.9	701.8	716.5	737.8	745.9	787.6	837.7	892.1	950.7	1001.9
12.5°	654.8	656.4	661.0	673.3	693.0	701.1	747.5	806.3	873.7	948.8	1014.4
15°	664.0	666.5	658.6	658.1	672.2	678.5	722.0	783.9	860.5	952.1	1032.6
17.5°	703.3	703.8	682.9	669.8	678.3	681.6	714.1	771.2	852.8	959.5	1055.4
20°	758.7	757.6	720.7	698.7	703.3	704.2	725.3	771.4	852.2	972.5	1085.1
22.5°	832.0	823.9	774.2	744.4	743.3	742.0	754.0	787.6	861.8	993.5	1120.4
25°	927.7	920.0	851.7	810.9	802.1	798.8	800.6	822.3	880.9	1016.2	1159.9
27.5°	1034.2	1020.8	954.9	897.2	879.0	874.3	863.8	871.3	901.8	1037.9	1206.9
30°	1123.3	1116.0	1058.5	990.0	968.5	961.9	934.3	926.1	931.9	1067.5	1266.2
32.5°	1173.1	1168.3	1133.4	1078.1	1058.1	1048.9	1009.8	993.5	980.2	1114.3	1346.5
35°	1233.5	1230.4	1209.3	1169.2	1139.5	1129.9	1099.6	1082.7	1048.2	1178.6	1450.4
37.5°	1310.3	1307.0	1307.5	1275.0	1239.6	1230.6	1210.6	1192.9	1136.4	1263.1	1563.2
40°	1397.2	1390.9	1388.5	1386.9	1364.5	1359.5	1348.9	1324.8	1247.1	1364.1	1674.5
42.5°	1528.1	1505.5	1457.2	1475.4	1497.6	1494.9	1503.5	1468.8	1370.0	1483.5	1783.2
45°	1654.3	1617.2	1533.8	1537.7	1586.2	1600.9	1665.0	1640.5	1503.3	1614.3	1895.5
47.5°	1711.8	1683.7	1612.8	1613.0	1661.1	1691.6	1832.1	1814.5	1643.3	1763.0	2032.7
50°	1776.1	1748.0	1684.4	1708.3	1750.2	1782.7	1993.4	1984.4	1776.6	1925.6	2197.2
52.5°	1846.4	1798.7	1758.3	1801.2	1860.0	1897.7	2155.0	2130.4	1898.8	2089.4	2386.2
55°	1847.2	1834.3	1865.0	1896.4	1984.4	2030.8	2324.3	2259.3	1998.5	2250.3	2540.1
57.5°	1952.4	1931.3	1996.5	2011.0	2126.0	2178.3	2492.6	2371.5	2099.9	2373.7	2623.0
60°	2091.6	2073.6	2126.9	2165.1	2301.2	2371.0	2672.4	2486.7	2179.6	2466.7	2619.1
62.5°	2331.9	2311.5	2310.9	2364.4	2547.7	2629.0	2874.2	2599.8	2211.2	2485.2	2507.3
65°	2683.8	2651.3	2590.1	2615.6	2888.2	2969.2	3099.6	2681.6	2169.5	2386.4	2219.6
67.5°	3026.3	3025.2	2949.9	3002.1	3337.8	3402.8	3356.4	2689.8	2039.3	2042.4	1709.0
70°	3367.6	3372.0	3359.3	3541.1	3945.2	4012.8	3630.0	2580.7	1746.7	1474.9	1023.8
72.5°	3638.1	3637.0	3701.1	4169.8	4733.5	4718.3	3860.5	2250.1	1254.1	796.2	489.3
75°	3462.9	3424.7	3615.7	4481.0	5192.9	5119.0	3664.4	1569.6	650.9	362.4	263.4
77.5°	2258.6	2294.8	2575.2	3701.7	4542.3	4452.3	2688.4	732.3	306.7	237.7	191.0
80°	817.9	856.1	1205.8	2096.8	3129.5	3114.8	1323.9	301.0	207.4	179.6	139.2
82.5°	281.4	295.5	475.7	931.2	1766.9	1832.8	498.1	171.0	150.8	127.3	95.3
85°	110.4	126.4	217.5	448.0	891.2	897.8	201.7	102.3	104.9	83.4	52.2
87.5°	41.9	50.9	104.1	208.1	407.0	373.8	72.2	48.7	59.7	49.6	24.8
90°	0.0	0.0	0.0	0.0	0.0	0.0	0.0	0.0	0.0	0.0	0.0



REPORT NUMBER: P385899

CATALOG NUMBER: GWC-SA1C-727-U-T4FT

**CANDELA DISTRIBUTION (continued):**

	90°	95°	105°	115°	125°	135°	145°	155°	165°	175°	180°
0°	993.3	993.3	993.3	993.3	993.3	993.3	993.3	993.3	993.3	993.3	993.3
2.5°	994.9	999.5	1009.1	1015.7	1022.7	1024.7	1025.6	1027.3	1029.1	1028.4	1028.7
5°	1001.0	1010.0	1025.6	1032.2	1035.3	1031.7	1024.9	1019.4	1015.5	1013.3	1012.6
7.5°	1011.1	1023.8	1040.5	1039.4	1032.4	1016.8	999.2	986.1	975.1	971.2	969.0
10°	1024.5	1039.4	1051.1	1038.5	1018.1	991.1	964.8	944.4	927.9	921.5	920.4
12.5°	1041.6	1056.8	1059.0	1032.4	998.6	961.7	925.9	898.9	874.3	866.4	864.7
15°	1063.8	1078.1	1064.4	1021.6	974.4	924.8	878.5	841.9	816.0	806.3	802.8
17.5°	1087.1	1100.7	1065.5	1003.9	942.8	881.1	823.0	785.4	755.8	744.6	743.3
20°	1114.9	1121.1	1060.9	978.4	899.4	824.5	763.3	727.9	712.1	704.2	703.3
22.5°	1149.4	1142.8	1050.4	943.9	844.3	759.1	709.3	692.8	688.8	687.1	687.8
25°	1185.8	1165.6	1034.8	898.9	774.7	693.7	669.8	674.4	679.6	679.0	679.0
27.5°	1226.0	1188.9	1010.9	839.2	697.6	640.1	643.0	659.9	667.8	667.6	667.3
30°	1277.6	1215.3	980.4	767.4	625.6	602.4	619.7	640.3	651.1	650.7	650.9
32.5°	1341.0	1244.2	938.9	687.3	573.6	574.5	594.5	614.9	627.4	626.3	626.5
35°	1415.2	1276.7	882.7	608.3	539.1	552.3	568.1	582.4	594.2	592.7	591.2
37.5°	1496.0	1308.6	808.0	537.6	511.0	531.7	544.8	547.3	552.7	548.8	545.9
40°	1572.9	1332.9	711.9	479.6	482.7	514.1	522.7	513.0	503.1	501.8	497.9
42.5°	1639.8	1341.0	614.7	433.3	452.9	495.7	500.9	480.7	463.0	454.6	451.1
45°	1710.5	1343.9	524.0	394.5	424.1	479.2	484.9	457.9	432.9	414.9	409.0
47.5°	1802.9	1364.5	453.5	365.7	402.2	468.2	476.4	439.7	407.2	381.5	376.0
50°	1923.9	1405.4	396.2	343.8	387.9	461.0	470.2	421.9	386.1	355.2	349.7
52.5°	2058.2	1442.9	349.9	326.0	374.1	448.3	462.3	409.2	366.4	330.8	324.9
55°	2152.2	1414.1	312.6	307.5	356.1	430.0	451.3	398.4	338.1	307.1	301.8
57.5°	2170.2	1315.8	284.3	288.4	334.3	407.2	434.4	374.5	322.7	296.8	291.3
60°	2121.0	1178.8	263.2	270.9	311.1	378.5	402.8	357.6	308.0	285.8	281.2
62.5°	1997.4	1038.5	247.6	255.1	289.3	349.3	383.1	339.8	293.1	273.3	268.7
65°	1747.8	871.9	232.7	241.0	269.1	324.0	365.3	323.4	278.3	263.2	258.8
67.5°	1319.3	653.1	218.6	226.1	251.1	302.1	346.0	307.1	264.1	254.4	249.2
70°	776.9	409.0	202.6	210.5	232.3	279.2	325.3	289.3	246.3	241.9	235.1
72.5°	361.5	246.1	184.4	192.1	208.5	248.7	298.8	266.1	225.2	215.6	206.3
75°	215.8	180.0	162.9	169.7	181.3	216.2	265.4	242.3	205.2	192.5	182.9
77.5°	161.3	137.6	139.2	146.4	155.9	189.2	235.1	223.7	189.9	180.0	173.4
80°	116.1	104.5	113.5	121.4	131.3	172.1	225.2	206.8	171.7	158.5	152.3
82.5°	77.5	75.1	85.4	93.5	103.2	150.6	211.6	181.1	146.6	130.0	116.3
85°	42.8	45.2	57.5	61.0	69.4	106.0	173.4	145.5	110.4	88.9	85.0
87.5°	17.8	20.9	31.0	29.9	36.9	63.2	114.1	87.8	70.2	52.5	40.8
90°	0.0	0.0	0.0	0.0	0.0	0.0	0.0	0.0	0.0	0.0	0.0



Signify Classified - Internal  
Cooper Lighting Solutions Photometric Lab  
1121 Highway 74 South  
Peachtree City, GA 30269

Scaled Data Report



Report Generated By 670245982

Signify Classified - Internal  
Cooper Lighting Solutions Photometric Lab  
1121 Highway 74 South  
Peachtree City, GA 30269

Scaled Data Report



Signify Classified - Internal  
Cooper Lighting Solutions Photometric Lab  
1121 Highway 74 South  
Peachtree City, GA 30269

Scaled Data Report



Signify Classified - Internal  
Cooper Lighting Solutions Photometric Lab  
1121 Highway 74 South  
Peachtree City, GA 30269

Scaled Data Report





--- HS — SS

Signify Classified - Internal  
Cooper Lighting Solutions Photometric Lab  
1121 Highway 74 South  
Peachtree City, GA 30269

Scaled Data Report



u

Signify Classified - Internal  
Cooper Lighting Solutions Photometric Lab  
1121 Highway 74 South  
Peachtree City, GA 30269

Scaled Data Report



Signify Classified - Internal  
Cooper Lighting Solutions Photometric Lab  
1121 Highway 74 South  
Peachtree City, GA 30269

Scaled Data Report



(END OF REPORT)